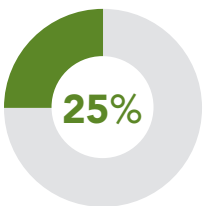


ELCA members in more than 9,300 congregations in the United States and Caribbean give approximately **\$1.75 billion** in regular offering to support ELCA ministries in their local communities and worldwide. When members give through their **congregations**, a percentage of that money is then shared with the local **synod** and the national **churchwide organization**.

This unrestricted giving, called Mission Support, gives us both the foundation and the fuel to do God's work in the world and a portion of the gifts circle back to support ministries in synods and local congregations. Of these unrestricted gifts, the churchwide organization receives around 2.6 percent. This represents the largest portion of the ELCA churchwide organization's operating budget.

## Your Mission Support helps fund the following churchwide ministries:

### Grow the ELCA in the United States

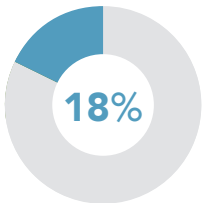


**Plant and support**  
357 new congregations.

# 357

- **Enable congregations to renew their ministries** and reach out to their surrounding communities.
- **Work together** with our African Descent, American Indian and Alaska Native, Arab and Middle Eastern, Asian and Pacific Islander, and Latino/Latina members to develop networks and resources for ministry.
- **Develop and share resources** for faith, discipleship, prayer and worship.

### Grow the Lutheran church around the world

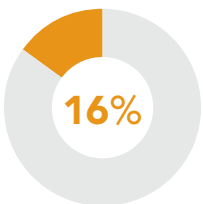


**Send 230 missionaries** in more than 48 countries, and more than 84 Young Adults in Global Mission in 11 country programs.

# 230

- **As a member of The Lutheran World Federation, we're in communion with 145 member churches** and directly connected to 85 companion churches in other countries.
- **Accompany new Lutheran churches**, expand ministries, and train leaders and evangelists.

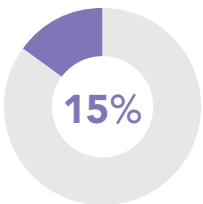
### Provide coordination and support for churchwide ministries



**1.1 million**  
**Maintain constituent database**, including 1.1 million records of rostered and lay leaders, members, donors and congregations.

- **Preserve and maintain archives and historic records** of the ELCA and its predecessor bodies.
- **Provide office space, equipment and human resources** for staff and operations.
- **Process 150,000 gifts** to ELCA ministries.
- **Equip congregations and synods** with resources to assist in risk management and legal matters.

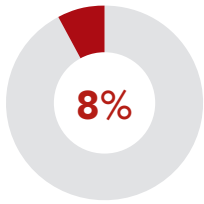
### Support and develop current and future leaders in the ELCA



**9,900**  
**Recruit, prepare and implement a system** for the assignment of 9,900 rostered ministers.

- **Support the work** of seven ELCA seminaries and 26 colleges and universities.
- **Identify, connect and provide** ministry resources and opportunities for networking for lay leaders.
- **Offer events and leadership opportunities** for youth and young adults.

## Invest in **technology** and **communications**




### **Design and maintain communications tools**

to strengthen our Lutheran identity and grow awareness of our church and its mission and ministries.

- **Connect members with one another** through new technology and systems.

## Provide **governance** and **leadership**

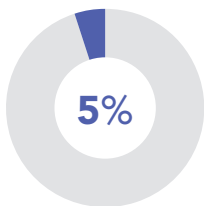


# 65

**Coordinate meetings and support** for 65 synodical bishops.

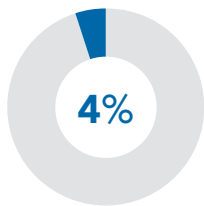
- **Organize lay and clergy leaders from across the church to serve** on the governance boards and committees that provide guidance and oversight for ELCA ministries.

## Grow and sustain financial resources



**Develop and promote** efforts related to stewardship education, financial literacy, mission interpretation and growth in giving to all church ministries.

## Address social issues and **work for justice**



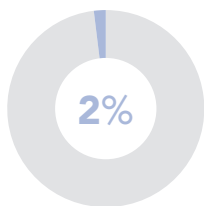
# 1 in 50

**Support** social ministry organizations, such as Lutheran Services in America, to impact the lives of **1 in 50** Americans.

- **Engage** in churchwide study and deliberation to create social statements and resources that address social, political, environmental and other public issues.
- **Equip** members and leaders to advocate with lawmakers in order to support policies that promote justice and peace.

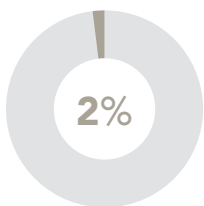
*Your designated gifts to ELCA World Hunger and Lutheran Disaster Response provide additional funds annually to address hunger, poverty and suffering around the world.*

## Engage in **research** and **strategic planning**



**Research and analyze trends that impact the ELCA and develop innovative strategies** to improve mission and ministry in the 21st century.

## Sustain **ecumenical** and **interfaith relationships**



**Facilitate dialogue and common action among communities of other faiths**, including the development of resources and communications for ELCA congregations.

- **Seek unity in faith and life** with all Lutherans and six full communion partners.

**Southwest California Synod**  
**Balance Sheet**  
As of January 31, 2021

	Jan 31, 21
<b>ASSETS</b>	
<b>Current Assets</b>	
<b>Checking/Savings</b>	
<b>1000 · Cash Accounts</b>	
<b>1001 · Cash Accounts Unrestricted</b>	
1001.1 · MAIN CHECKING ACCU 4935	383,597.45
1001.2 · Petty Cash	96.51
<b>Total 1001 · Cash Accounts Unrestricted</b>	
	383,693.96
<b>1002 · Cash Accounts Restricted</b>	
<b>1002.10 · ACCU</b>	
1002.11 · DESIGNATED FUNDS 4919	41,480.08
1002.12 · FLLAF 5214	132,921.94
1002.13 · PPP Funds 8303	1,935.13
1002.14 · Mission & Ministry	88,452.43
1002.15 · Bishop's Discretionary	14,722.73
1002.16 · WARNER TRUST 4922	15,182.28
1002.17 · TWIN VALLEYS CONF TD 8419	332,680.99
1002.18 · CTK 2019 BUDGET TD 8420	187,698.79
<b>Total 1002.10 · ACCU</b>	
	815,074.37
<b>1002.20 · MIF</b>	
1002.21 · MIF - Synod Loan Program	250,000.00
1002.22 · Pfundstein	17,744.04
1002.23 · BLP Enhancement	84,361.32
<b>Total 1002.20 · MIF</b>	
	352,105.36
<b>Total 1002 · Cash Accounts Restricted</b>	
	1,167,179.73
<b>1003 · Cash Accts Investment</b>	
<b>1003.10 · ELCA ENDOWMENT A</b>	
1003.11 · First Lutheran LA (FLLAF)	6,062,013.77
1003.12 · Mission & Ministry	1,808,266.76
1003.13 · Mission & Ministry Discretionar	679,789.09
1003.14 · Warner Grant	157,825.39
<b>Total 1003.10 · ELCA ENDOWMENT A</b>	
	8,707,895.01
<b>Total 1003 · Cash Accts Investment</b>	
	8,707,895.01
<b>Total 1000 · Cash Accounts</b>	
	10,258,768.70
<b>Total Checking/Savings</b>	
	10,258,768.70

**Southwest California Synod**  
**Balance Sheet**  
As of January 31, 2021

	Jan 31, 21
<b>Accounts Receivable</b>	
1200 · Accounts Receivable	17,000.00
<b>Total Accounts Receivable</b>	17,000.00
<b>Other Current Assets</b>	
<b>1011.00 · Interfund Receivables</b>	
1011.10 · General Fund Rec. from Designat	86,761.10
1011.11 · OperatingReceivableWarnerTrust	(86,761.10)
1011.12 · AR to Property	183,477.71
1011.9 · Temp Rest. Fund Loan Rec. GenFu	226,437.27
1021.3 · 1st LA fund Loan Receivable GF	285,253.34
1021.4 · Desg Fund Loan Receivable GF	1,592,072.63
<b>Total 1011.00 · Interfund Receivables</b>	2,287,240.95
<b>1021 · Loans Receivable</b>	
1021.11 · PAYROLL ADVANCE 2020	8,796.01
1029 · Temp Restr. Fund Loans Rec	1,786.03
1021 · Loans Receivable - Other	10,500.00
<b>Total 1021 · Loans Receivable</b>	21,082.04
<b>Total Other Current Assets</b>	2,308,322.99
<b>Total Current Assets</b>	12,584,091.69
<b>Other Assets</b>	
<b>1041 · Equipment</b>	
1041.1 · Accum Depr Equipment	(142,996.12)
1041 · Equipment - Other	145,787.11
<b>Total 1041 · Equipment</b>	2,790.99
<b>1042 · Auto</b>	
1042.1 · Accum Depr Autos	(34,555.00)
1042 · Auto - Other	36,647.17
<b>Total 1042 · Auto</b>	2,092.17
<b>1043 · Leasehold Improvements</b>	
1043.1 · Accum Depr L/H Impr	(403,647.82)
1043 · Leasehold Improvements - Other	406,756.21
<b>Total 1043 · Leasehold Improvements</b>	3,108.39
<b>1044 · Synod Owned Prop-Lutheran Centr</b>	5,900,000.00
<b>1050 · Real Estate from Disbanded Cong</b>	10,885,000.00

**Southwest California Synod**  
**Balance Sheet**  
As of January 31, 2021

	Jan 31, 21
1060 · Loans to Congregations	
1060.1 · Fe y Esperanza - loan	45,000.00
1060.2 · Our Saviour's Oxnard	4,023.25
1060.3 · Good Shepherd LA - loan	30,470.55
1060.4 · 1stLA Loan to GenFund	3,408.28
1060.5 · MM-Loans receivable	117,164.00
1060.6 · Trinity - San Gabriel	2,467.80
	202,533.88
Total 1060 · Loans to Congregations	202,533.88
Total Other Assets	16,995,525.43
<b>TOTAL ASSETS</b>	<b>29,579,617.12</b>
<b>LIABILITIES &amp; EQUITY</b>	
<b>Liabilities</b>	
<b>Current Liabilities</b>	
<b>Accounts Payable</b>	
2000 · *Accounts Payable	265,145.21
<b>Total Accounts Payable</b>	265,145.21
<b>Credit Cards</b>	
2200 · Credit Card	
2200.03 · Funk-Pihl 1632	592.85
2200.04 · Bos 5459	822.00
2200.05 · Dillon 5236	1,825.71
2200.06 · Metzger 5442	1,614.72
2200.07 · Paiva 3595	550.00
2200.08 · Nuzzo 5467	1,687.48
<b>Total 2200 · Credit Card</b>	7,092.76
2200.11 · hhh	3,600.00
<b>Total Credit Cards</b>	10,692.76
<b>Other Current Liabilities</b>	
2001.00 · Interfund Payables	
2001.4 · Loan Payable to FLLAF	3,408.28
2001.8 · Loan Payable to MM-Disc	117,164.00
2001.9 · GenFund Loan Payable to TempFun	226,437.27
2422 · Designated Fund Payable to Gen	1,592,072.63
2425 · GenFund Loan Payble to 1st LA	285,253.34
2429 · Permanent Fund Loan Pay to Temp	1,786.03
<b>Total 2001.00 · Interfund Payables</b>	2,226,121.55

**Southwest California Synod**  
**Balance Sheet**  
As of January 31, 2021

	Jan 31, 21
2004 · Loans Payable	
2004.1 · PPP SBA Loan 7203	122,100.00
<b>Total 2004 · Loans Payable</b>	<b>122,100.00</b>
2005 · Security Deposit	3,660.87
2100 · Payroll Liabilities	
2102 · FICA Payable	(1,433.09)
2103 · SIT Payable	766.74
2104 · SDI Payable	350.12
2105 · FSA Medical Payable	9.95
2106 · 403(b) Payable	(148.74)
2107 · Supplemental Life Payable	136.20
2109 · Accrued Vacation Time	45,016.54
<b>Total 2100 · Payroll Liabilities</b>	<b>44,697.72</b>
2423 · Agency Fund Account Liability	2,407.00
<b>Total Other Current Liabilities</b>	<b>2,398,987.14</b>
<b>Total Current Liabilities</b>	<b>2,674,825.11</b>
<b>Total Liabilities</b>	<b>2,674,825.11</b>
<b>Equity</b>	
3000 · Opening Bal Equity	(7,204.61)
3001 · Property & Equipment	5,899.38
3010 · RE Disbanded Congregation Fund	10,784,999.96
3015 · Lutheran-Center	5,667,672.46
3100 · MS Designated/Passthrough	
3101 · ELCA Funds	19,660.78
3102 · Outside Funds	8,302.40
3103 · Lutheran Agencies	
31031 · Lutheran Retreats (LRCC)	3,975.59
31032 · Lutheran Social Services	878.02
31033 · SoCal Lutherans	208.95
31034 · Pac. Luth. Theol. Sem.	1,188.15
31035 · Calif. Luth. University	750.00
31036 · Lutheran Homes	869.60
31037 · LIRS	1,275.89
31039 · Miscelaneous Agencies	577.00
<b>Total 3103 · Lutheran Agencies</b>	<b>9,723.20</b>

**Southwest California Synod**  
**Balance Sheet**  
As of January 31, 2021

	Jan 31, 21
<b>3117 · Mission Partners</b>	
31171 · IL Fe Y Esperanza	24,473.00
31172 · New City Parish	150.00
31173 · IL Pueblo De Dios	1,469.70
31174 · Glory Lutheran Torrance	400.00
31175 · IL Santa Cruz	51,238.22
31176 · Fruit Of The Spirit	15,414.33
31177 · Adore	28,471.73
31178 · El Salvador	2,470.00
31179 · Bethlehem Chinese	5,892.99
31180 · Tansania	3,406.99
31181 · Trinity Faith Lutheran Ministry	11,250.00
<b>Total 3117 · Mission Partners</b>	144,636.96
<b>3118 · Other Designated Gifts</b>	5,247.50
<b>3119 · ATA Hold</b>	(129,696.88)
<b>3130 · Campus Ministry</b>	2,686.32
<b>Total 3100 · MS Designated/Passthrough</b>	60,560.28
<b>3200 · Designated Funds</b>	
<b>3202 · Ministry in Aging</b>	12,253.71
<b>3203 · Rostered Ministries</b>	
3203.1 · Seminary Scholarships	1,308.46
3203.2 · FCTE 1st Call Theol. Ed.	2,941.11
3203.3 · Continuing Ed - Pastors	2,774.14
3203.4 · Special Needs Retirement Fund	(4,586.73)
3203.5 · Candidacy Applications	3,475.00
3203 · Rostered Ministries - Other	190.61
<b>Total 3203 · Rostered Ministries</b>	6,102.59
<b>3204 · Burnford Worship Fund</b>	755.60
<b>3205 · ADLA Trout Chapel</b>	5,000.00
<b>3206 · LC/LA Peace&amp;Justice Award</b>	4,550.00
<b>3209 · DEM Support Fund</b>	13,730.21
<b>3210 · EOMT</b>	13,000.00
<b>3211 · African Descent Strategy</b>	2,663.54
<b>3213 · Labyrinth</b>	1,495.90
<b>3214 · Sabbatical</b>	2,250.00
<b>3215 · Bishop's Mission Fund</b>	
3215.3 · Twin Valley Mission Fund	362,994.50
3215.4 · Mission Fund	1,750.44
<b>Total 3215 · Bishop's Mission Fund</b>	364,744.94

**Southwest California Synod**  
**Balance Sheet**  
As of January 31, 2021

	Jan 31, 21
<b>3218 · Events</b>	
3218.1 · Ventures in Growing Stewards	308.38
3218.2 · Misc Events	2,032.52
<b>Total 3218 · Events</b>	2,340.90
<b>3219 · Church of Finland</b>	
3219.1 · CoF Salary Support	(174,733.94)
3219.2 · CoF Travel & Reimb Fund	(5,532.88)
3219 · Church of Finland - Other	408,457.80
<b>Total 3219 · Church of Finland</b>	228,190.98
<b>3220 · Hunger &amp; Global Missions</b>	
3220.1 · World Hunger Grant	2,929.28
3220.3 · Ethnic - SynodAssemblyOffering	4,102.26
3220.4 · Hong Kong	724.25
3999997 · Lutheran Musician	620.00
<b>Total 3220 · Hunger &amp; Global Missions</b>	8,375.79
<b>3229 · Justice Funds</b>	
3229.2 · Justice Team	8,068.14
3229 · Justice Funds - Other	50.00
<b>Total 3229 · Justice Funds</b>	8,118.14
<b>3230 · Lay Ministries</b>	
3230.1 · Adult Education	5,794.73
3230.2 · Book of Faith	363.12
3230.3 · Latino Lay Mission School(ELCA)	4,512.00
3230.4 · Living the Resurrection	6,305.04
3230.5 · Assembly Offering Lay Min	9,466.40
3230.6 · ELCA Mental Health Grant	2,660.00
<b>Total 3230 · Lay Ministries</b>	29,101.29
<b>3234 · Good Samaritan Fund</b>	404.32
<b>3235 · Young Adult</b>	
3226 · Youth	840.76
3235.2 · Young Adult Project	1,297.57
<b>Total 3235 · Young Adult</b>	2,138.33



**Southwest California Synod**  
**Balance Sheet**  
As of January 31, 2021

	Jan 31, 21
3238 · Vehicle Fund	44,999.84
3239 · Bishop's fund	8,778.97
3242 · Proceeds from Sales/Properties	61,883.59
3246 · BLP Enhancement Temp	2,730.98
<b>Total 3200 · Designated Funds</b>	<b>823,609.62</b>
3216 · Stengthening Vital Ministry	(144,513.00)
3260 · Permanent Funds	
3247 · Pfundstein Campership Fund	17,744.04
3248 · Barbara L Price Enhancement	81,630.34
3265 · Lutheran Health Ministries	50,788.51
<b>Total 3260 · Permanent Funds</b>	<b>150,162.89</b>
3300 · Under Synod Administration	
3302 · First - Compton	22,700.00
3313 · Our Saviour's Lancaster	40,000.00
3314 · CTK Van Nuys	1,439,876.09
3300 · Under Synod Administration - Other	3,946.31
<b>Total 3300 · Under Synod Administration</b>	<b>1,506,522.40</b>
3800 · Endowment Funds	
3810 · Mission and Ministry	
3810.1 · Mission & Ministry Endowment	
3810.15 · Mission & Ministry Gain/Loss	97,054.58
3810.1 · Mission & Ministry Endowment - Other	1,664,889.33
<b>Total 3810.1 · Mission &amp; Ministry Endowment</b>	<b>1,761,943.91</b>
3810.2 · Mission & Ministry Disbursement	163,023.56
<b>Total 3810 · Mission and Ministry</b>	<b>1,924,967.47</b>
3820 · M & M Discretionary (Bishops)	
3820.10 · M & M Discretionary Endowment	
3820.15 · M & M Discretionary Gain/Loss	(33,139.32)
3820.10 · M & M Discretionary Endowment - Other	817,082.51
<b>Total 3820.10 · M &amp; M Discretionary Endowment</b>	<b>783,943.19</b>
3820.2 · M & M Discretionary Disbursement	86,246.12
<b>Total 3820 · M &amp; M Discretionary (Bishops)</b>	<b>870,189.31</b>

**Southwest California Synod**  
**Balance Sheet**  
As of January 31, 2021

	Jan 31, 21
<b>3830 · First Lutheran Los Angeles Fund</b>	
<b>3830.1 · FLLA F Endowment</b>	
3830.15 · FLLAF Gain/Loss	379,620.20
3830.1 · FLLA F Endowment - Other	6,027,282.98
	6,406,903.18
<b>3830.2 · FLLAF Disbursement</b>	
3830.20 · FLLAF 2/3 Disbursement	
3830.21 · FLLAF EOMT	(65,291.67)
3830.22 · FLLAF Candidacy Support	(22,700.00)
3830.23 · FLLAF Institutions	(48,600.00)
3830.20 · FLLAF 2/3 Disbursement - Other	183,376.18
	46,784.51
3830.30 · FLLAF 1/3 Disbursement	40,617.82
3830.2 · FLLAF Disbursement - Other	140.19
	87,542.52
<b>Total 3830.2 · FLLAF Disbursement</b>	87,542.52
<b>Total 3830 · First Lutheran Los Angeles Fund</b>	6,494,445.70
<b>3840 · Warner Trust</b>	
<b>3840.1 · Warner Trust Endowment</b>	
3840.15 · Warner Trust Gain/Loss	11,425.02
3840.1 · Warner Trust Endowment - Other	139,083.56
	150,508.58
<b>3840.2 · Warner Trust Disbursement</b>	19,176.07
	169,684.65
<b>Total 3840 · Warner Trust</b>	169,684.65
<b>Total 3800 · Endowment Funds</b>	9,459,287.13
<b>3900 · Retained Earnings</b>	(1,142,205.31)
<b>Net Income</b>	(259,999.19)
	26,904,792.01
<b>Total Equity</b>	26,904,792.01
<b>TOTAL LIABILITIES &amp; EQUITY</b>	<b>29,579,617.12</b>

**Southwest California Synod**  
**Profit & Loss**  
February 2020 through January 2021

	Feb '20 - Jan 21
<b>Income</b>	
5000 · Revenue	
5001 · Mission Support	844,735.03
5002 · Interest	16,022.99
5003.1 · Other Revenue	14,180.48
5004 · Investment Disbursement	
5004.4 · Distribution from FLLAF Fund	79,343.88
5004.5 · Bookkeeping Services	4,500.00
	83,843.88
<b>Total 5004 · Investment Disbursement</b>	<b>83,843.88</b>
	958,782.38
<b>Total 5000 · Revenue</b>	<b>958,782.38</b>
<b>Total Income</b>	<b>958,782.38</b>
<b>Expense</b>	
6000 · Mission Support	
6001 · Churchwide	376,457.63
6002 · PLTS/CLU	29,365.98
	405,823.61
<b>Total 6000 · Mission Support</b>	<b>405,823.61</b>
6200 · Payroll Expenses	
6201 · Bishop	
6201.01 · Bishop Compensation	119,445.43
6201.02 · Bishop Retirement	7,814.76
6201.03 · Bishop Health	14,748.64
	142,008.83
<b>Total 6201 · Bishop</b>	<b>142,008.83</b>
6202 · Senior Staff	
6202.01 · Senior Staff Compensation	77,220.24
6202.02 · Senior Staff Retirement	11,209.90
6202.03 · Senior Staff Health	19,260.05
	107,690.19
<b>Total 6202 · Senior Staff</b>	<b>107,690.19</b>
6203 · Support Staff	
6203.01 · Support Staff Compensation	151,879.98
6203.02 · Support Staff Retirement	16,919.23
6203.03 · Support Staff Health	34,285.18
6203 · Support Staff - Other	2,368.00
	205,452.39
<b>Total 6203 · Support Staff</b>	<b>205,452.39</b>

**Southwest California Synod**  
**Profit & Loss**  
February 2020 through January 2021

	Feb '20 - Jan 21
<b>6204 · Property</b>	
6204.01 · Property Compensation	19,813.30
6204.02 · Property Retirement	7,777.80
6204.03 · Property Health	21,172.03
	48,763.13
<b>6205 · Demographic Specific Ministries</b>	
6205.10 · Latino Ministry	0.00
6205.11 · Latino Ministry Retirement	694.00
6205.12 · Latino Ministry Health	22,315.09
6205.20 · African Descent Ministry	2,549.05
6205.30 · Youth	3,450.00
6205.40 · Authentic Diversity	18,257.60
6205.41 · Authentic Diversity Retirement	1,554.45
6205.42 · Autherntic Diversity Health	342.00
	49,162.19
<b>6206 · Fiscal Agent Staff</b>	
6206.10 · Fiscal Agent Compensation	23,896.21
6206.20 · Fiscal Agent Retirement	1,258.16
6206.30 · Fiscal Agent Health	17,980.67
	43,135.04
<b>6210 · FICA Allowance</b>	8,278.90
<b>6211.1 · Payroll Taxes</b>	33,670.54
<b>6212.1 · Pension/Benefits</b>	608.80
<b>6200 · Payroll Expenses - Other</b>	(542.38)
	638,227.63
<b>Total 6200 · Payroll Expenses</b>	
<b>6220 · Staff Expense</b>	27,367.83
<b>6230 · Administration</b>	
6231 · Office Supplies	7,405.31
6232 · Insurance	
6232.1 · Workers Compensation	6,849.45
6232.2 · Auto	917.80
6232 · Insurance - Other	(1,600.80)
	6,166.45
<b>Total 6232 · Insurance</b>	
<b>6233 · Auditing &amp; Legal</b>	
6233.2 · Legal	11,510.00
6233.3 · Outside Accounting	74,842.08
	86,352.08
<b>Total 6233 · Auditing &amp; Legal</b>	

**Southwest California Synod**  
**Profit & Loss**  
February 2020 through January 2021

	Feb '20 - Jan 21
6234 · Hospitality	3,367.78
6235 · Postage & Delivery	4,609.29
6236 · Copier Lease	10,409.16
6237 · Maintenance & Repair	10,747.46
6239 · Telephone	5,497.32
6240 · Printing	23.62
6242 · Archives	1,500.00
6244 · Information Technology	10,609.76
6247 · Bank & Finance Charges	1,633.74
<b>Total 6230 · Administration</b>	<b>148,321.97</b>
<b>6310 · Synodical Ministries</b>	
6311 · Meeting	424.81
6312 · Worship	4,319.79
6313 · MLK Service	1,821.00
6314 · Region 2	4,449.96
6319 · Communications	85.00
6323 · Bishop's Colloquy	646.80
<b>Total 6310 · Synodical Ministries</b>	<b>11,747.36</b>
<b>6330 · Mission Team for Justice</b>	
6335 · Middle East Peace	(34.00)
<b>Total 6330 · Mission Team for Justice</b>	<b>(34.00)</b>
<b>6350 · Mission Team / Rostered Leadersh</b>	
6352 · Continuing Ed	585.00
6359 · Candidacy	20,900.50
6369 · Program	602.28
<b>Total 6350 · Mission Team / Rostered Leadersh</b>	<b>22,087.78</b>
<b>6370 · Mission Team for Evang Outreach</b>	
6373.3 · Ethnic - Latino	595.00
<b>Total 6370 · Mission Team for Evang Outreach</b>	<b>595.00</b>
<b>6380 · Mission Team/Global Partnership</b>	<b>2,700.00</b>
<b>6450 · Assembly</b>	
6451 · Registration	
6451.1 · credit card fees	272.67
6451 · Registration - Other	(39,088.70)
<b>Total 6451 · Registration</b>	<b>(38,816.03)</b>

3:28 PM

05/14/21

Accrual Basis

**Southwest California Synod**  
**Profit & Loss**  
February 2020 through January 2021

---

	<u>Feb '20 - Jan 21</u>
6454 · Program	500.00
6450 · Assembly - Other	<u>260.42</u>
<b>Total 6450 · Assembly</b>	<b>(38,055.61)</b>
6999999 · Grants	
6999981 · California Luth. University	<u>0.00</u>
<b>Total 6999999 · Grants</b>	<b>0.00</b>
<b>Total Expense</b>	<b>1,218,781.57</b>
<b>Net Income</b>	<b><u>(259,999.19)</u></b>

**Southwest California Synod**  
**Balance Sheet**  
As of January 31, 2021

	Jan 31, 21
<b>ASSETS</b>	
Current Assets	
Checking/Savings	
10000 · Bank Accounts	
10001 · Wells Fargo	12,415.98
10002 · ACCU Checking	8,134.52
	20,550.50
Total 10000 · Bank Accounts	20,550.50
Total Checking/Savings	20,550.50
Accounts Receivable	
11000 · Accounts Receivable	1,477.07
	1,477.07
Total Accounts Receivable	1,477.07
Total Current Assets	22,027.57
Other Assets	
18605 · Loan The Connection LB	308,136.36
	308,136.36
Total Other Assets	308,136.36
<b>TOTAL ASSETS</b>	<b>330,163.93</b>
<b>LIABILITIES &amp; EQUITY</b>	
Liabilities	
Current Liabilities	
Accounts Payable	
12005 · Accounts Payable	466,080.84
	466,080.84
Total Accounts Payable	466,080.84
Total Current Liabilities	466,080.84
Long Term Liabilities	
27000 · Loans	
27260 · MIF Lutheran Center Loan	112,931.48
27268 · MIF South Gate Loan	57,120.05
	170,051.53
Total 27000 · Loans	170,051.53
Total Long Term Liabilities	170,051.53
Total Liabilities	636,132.37

4:26 PM

05/14/21

Accrual Basis

**Southwest California Synod**  
**Balance Sheet**  
As of January 31, 2021

---

	<u>Jan 31, 21</u>
Equity	
30205 · Security Deposit	4,000.00
30500 · Chatsworth Fund	-23,710.96
32000 · Retained Earnings	-329,584.90
32001 · RE - Lutheran Center	-176,904.94
32002 · RE - Pasadena	250.00
32003 · RE - Lake Los Angeles	4,868.00
32004 · RE - Lake Balboa	34,783.15
32005 · RE - Bakersfield	-22.46
32006 · RE - Chatsworth	39.59
32007 · RE - Compton	2,019.88
32008 · RE - North Hollywood	-44,901.68
32009 · RE - Long Beach	325,000.00
Net Income	-101,804.12
	<hr/>
Total Equity	-305,968.44
	<hr/>
<b>TOTAL LIABILITIES &amp; EQUITY</b>	<b><u><u>330,163.93</u></u></b>



**Southwest California Synod**  
**Profit & Loss**  
February 2020 through January 2021

	Feb '20 - Jan 21
<b>Income</b>	
400000 · Rental Income	
40000 · Lutheran Center	131,095.37
42000 · North Hollywood	75,660.00
43000 · Compton	68,489.85
45000 · Chatsworth	41,372.50
48000 · South Gate	76,247.00
49000 · Long Beach	4,593.96
	397,458.68
Total 400000 · Rental Income	397,458.68
50000 · Misc Income & Reimb	34.80
	397,493.48
<b>Total Income</b>	<b>397,493.48</b>
<b>Expense</b>	
60000 · Lutheran Center	
60005 · Supplies	1,331.71
60010 · Utilites	25,409.67
60020 · Janitorial & Gardener	20,490.00
60030 · Repairs & Maintenance	41,933.81
60040 · Insurance	5,981.11
60050 · Legal Expenses	1,380.00
60060 · Property Taxes	81,171.15
60070 · Payroll	4,952.24
60080 · Mortgage Interest	4,747.21
	187,396.90
Total 60000 · Lutheran Center	187,396.90
61000 · Pasadena	
61010 · Utilities	5,718.27
61020 · Janitorial & Gardener	4,147.00
61030 · Repairs & Maintenance	4,658.20
61040 · Insurance	5,377.80
61060 · Property Taxes	41,476.16
61070 · Payroll	4,952.24
	66,329.67
Total 61000 · Pasadena	66,329.67
62000 · North Hollywood	
62010 · Utilities	21,277.43
62020 · Janitorial & Gardener	4,300.00
62030 · Repairs & Maintenance	18,265.82
62040 · Insurance	8,223.00
62060 · Property Taxes	21,410.04
62070 · Payroll	4,952.24
	78,428.53
Total 62000 · North Hollywood	78,428.53

4:25 PM

05/14/21

Accrual Basis

**Southwest California Synod**  
**Profit & Loss**  
February 2020 through January 2021

---

	<u>Feb '20 - Jan 21</u>
<b>63000 · Compton</b>	
63010 · Utilities	2,618.09
63030 · Repairs & Maintenance	8,556.71
63040 · Insurance	6,252.70
63060 · Property Taxes	9,595.77
63070 · Payroll	4,952.24
	<hr/>
<b>Total 63000 · Compton</b>	31,975.51
<b>65000 · Chatsworth</b>	
65010 · Utilities	13,132.03
65020 · Janitorial & Gardener	7,666.21
65030 · Repairs & Maintenance	12,462.42
65040 · Insurance	4,112.80
65050 · Legal	1,530.00
65060 · Property Taxes	42,048.45
65070 · Payroll	4,952.24
	<hr/>
<b>Total 65000 · Chatsworth</b>	85,904.15
<b>66000 · Bakerfield Land</b>	
66060 · Property Taxes	25.88
	<hr/>
<b>Total 66000 · Bakerfield Land</b>	25.88
<b>68000 · South Gate</b>	
68010 · Utilities	1,040.39
68020 · Janitorial & Gardener	4,560.00
68030 · Repairs & Maintenance	19,785.85
68040 · Insurance	8,327.07
68060 · Property Taxes	10,116.79
68070 · Payroll	4,952.28
68080 · Mortgage Interest	3,435.25
	<hr/>
<b>Total 68000 · South Gate</b>	52,217.63
<b>70000 · Region-2 Archives</b>	-2,980.67
	<hr/>
<b>Total Expense</b>	499,297.60
	<hr/>
<b>Net Income</b>	<b>-101,804.12</b>
	<hr/> <hr/>

# Contribution Report for Southwest California Synod

Date Range: 01/01/2020 to 12/31/2020

Status to use: Everyone

ID Number	City	Name	-----  AAA Mission Support 00  ----- Period Intent	Total Intent	-----  Amount Given	Other Funds	Total Given
<b>Conference:</b>							
13948		*** Deleted ***	\$0.00	\$0.00	\$0.00	\$0.00	\$0.00
5106		*** Deleted ***	\$0.00	\$0.00	\$0.00	\$0.00	\$0.00
5077		*** Deleted ***	\$0.00	\$0.00	\$0.00	\$0.00	\$0.00
13776		*** Deleted ***	\$0.00	\$0.00	\$0.00	\$0.00	\$0.00
5223		*** Deleted ***	\$0.00	\$0.00	\$0.00	\$0.00	\$0.00
<b>Totals:</b>			<b>\$0.00</b>	<b>\$0.00</b>	<b>\$0.00</b>	<b>\$0.00</b>	<b>\$0.00</b>
<b>Conference: Central Coast</b>							
5080	Solvang	Bethania Lutheran Church	\$0.00	\$0.00	\$9,957.69	\$6,581.29	\$16,538.98
5083	Templeton	Bethel Lutheran Church	\$0.00	\$0.00	\$19,781.74	\$7,435.00	\$27,216.74
5068	Morro Bay	Calvary Lutheran Church	\$0.00	\$0.00	\$934.27	\$0.00	\$934.27
5078	Santa Maria	Gloria Dei Lutheran Church	\$0.00	\$0.00	\$17,795.90	\$5,830.00	\$23,625.90
30281	Atascadero	Hope Lutheran Church	\$0.00	\$0.00	\$6,700.00	\$847.00	\$7,547.00
30548	Santa Maria	Iglesia Luterana Santa Cruz	\$0.00	\$0.00	\$672.00	\$35,856.30	\$36,528.30
13985	San Luis Obispo	Mt. Carmel Lutheran Church	\$0.00	\$0.00	\$20,001.51	\$595.59	\$20,597.10
5067	Lompoc	Peace Lutheran Church	\$0.00	\$0.00	\$7,583.29	\$2,255.00	\$9,838.29
<b>Central Coast Totals:</b>			<b>\$0.00</b>	<b>\$0.00</b>	<b>\$83,426.40</b>	<b>\$59,400.18</b>	<b>\$142,826.58</b>
<b>Conference: Channel Islands</b>							
14014	Thousand Oaks	Ascension Thousand Oaks	\$0.00	\$0.00	\$47,004.00	\$79,721.65	\$126,725.65
13820	Goleta	Christ Lutheran Church	\$0.00	\$0.00	\$3,600.00	\$0.00	\$3,600.00
30054	Santa Paula	Emmanuel Lutheran Church	\$0.00	\$0.00	\$3,000.00	\$0.00	\$3,000.00
13907	Ojai	Holy Cross Lutheran Church	\$0.00	\$0.00	\$0.00	\$0.00	\$0.00
5084	Thousand Oaks	Holy Trinity Lutheran Church	\$0.00	\$0.00	\$52,752.48	\$1,632.00	\$54,384.48
13891	Newbury Park	King Of Glory Lutheran Church	\$0.00	\$0.00	\$603.00	\$550.00	\$1,153.00
13913	Oxnard	Lutheran Church Our Redeemer	\$0.00	\$0.00	\$3,796.65	\$1,200.00	\$4,996.65
5091	Camarillo	Mount Cross Lutheran Church	\$0.00	\$0.00	\$33,936.37	\$1,306.01	\$35,242.38
7354	Agoura Hills	New Hope Lutheran Church	\$0.00	\$0.00	\$22,462.00	\$550.00	\$23,012.00
5072	Oxnard	Our Saviour's Lutheran Church	\$0.00	\$0.00	\$1,676.19	\$1,971.25	\$3,647.44
30829	Simi Valley	Shepherd Of The Valley	\$0.00	\$0.00	\$15,925.00	\$2,717.77	\$18,642.77
13992	Santa Barbara	Trinity Lutheran Church	\$0.00	\$0.00	\$7,875.00	\$21,837.01	\$29,712.01
14029	Ventura	Trinity Lutheran Church	\$0.00	\$0.00	\$3,950.00	\$250.00	\$4,200.00
<b>Channel Islands Totals:</b>			<b>\$0.00</b>	<b>\$0.00</b>	<b>\$196,580.69</b>	<b>\$111,735.69</b>	<b>\$308,316.38</b>
<b>Conference: Foothill</b>							
30577	San Gabriel	Agape Lutheran Church	\$0.00	\$0.00	\$0.00	\$0.00	\$0.00
5197	Altadena	Christ The Shepherd Lutheran Church	\$0.00	\$0.00	\$4,500.00	\$250.00	\$4,750.00
30767	Los Angeles	Eagle Rock Lutheran Church	\$0.00	\$0.00	\$600.00	\$1,950.00	\$2,550.00
5011	Glendale	First Lutheran Church	\$0.00	\$0.00	\$0.00	\$0.00	\$0.00
13922	Pasadena	Hill Ave. Grace Luth Church	\$0.00	\$0.00	\$16,500.00	\$0.00	\$16,500.00
5205	La Canada	Luth Church in the Foothills	\$0.00	\$0.00	\$20,045.32	\$2,687.02	\$22,732.34
13867	Los Angeles	Lutheran Church Good Shepherd	\$0.00	\$0.00	\$1,800.00	\$412.47	\$2,212.47
5065	La Crescenta	Mt. Olive Lutheran Church	\$0.00	\$0.00	\$1,000.00	\$175.00	\$1,175.00
5209	Pasadena	Reformation Lutheran Church	\$0.00	\$0.00	\$0.00	\$0.00	\$0.00
13818	Glendale	Salem Lutheran Church	\$0.00	\$0.00	\$27,948.00	\$14,470.00	\$42,418.00
13872	Los Angeles	Solheim Lutheran Church	\$0.00	\$0.00	\$2,224.97	\$2,966.11	\$5,191.08
5012	Glendale	St. Matthew's Lutheran Church	\$0.00	\$0.00	\$2,250.00	\$3,193.25	\$5,443.25
13884	Monrovia	St. Paul's Lutheran Church	\$0.00	\$0.00	\$0.00	\$0.00	\$0.00
13980	San Gabriel	Trinity Luth. Church	\$0.00	\$0.00	\$900.00	\$0.00	\$900.00

# Contribution Report for Southwest California Synod

Date Range: 01/01/2020 to 12/31/2020

Status to use: Everyone

ID Number	City	Name	----- AAA Mission Support 00 -----		Amount Given	Other Funds	Total Given
			Period Intent	Total Intent			
5210	Pasadena	Trinity Lutheran Church	\$0.00	\$0.00	\$7,000.00	\$0.00	\$7,000.00
		<b>Foothill Totals:</b>	<b>\$0.00</b>	<b>\$0.00</b>	<b>\$84,768.29</b>	<b>\$26,103.85</b>	<b>\$110,872.14</b>
		<b>Conference: Gr. Long Beach</b>					
5101	Downey	Christ Lutheran Church	\$0.00	\$0.00	\$0.00	\$0.00	\$0.00
13860	Long Beach	Christ Lutheran Church	\$0.00	\$0.00	\$20,016.03	\$31,003.26	\$51,019.29
5107	Long Beach	Gloria Dei Lutheran Church	\$0.00	\$0.00	\$12,675.00	\$14,747.00	\$27,422.00
5098	Bell	Grace Lutheran Church	\$0.00	\$0.00	\$150.00	\$0.00	\$150.00
13765	Bellflower	Holy Redeemer Lutheran Church	\$0.00	\$0.00	\$2,900.00	\$0.00	\$2,900.00
30341	South Gate	Iglesia Luterana Fe Y Esperanza	\$0.00	\$0.00	\$0.00	\$0.00	\$0.00
13862	Long Beach	Our Saviour's Lutheran Church	\$0.00	\$0.00	\$11,550.00	\$1,491.00	\$13,041.00
13861	Long Beach	Resurrection Lutheran Church	\$0.00	\$0.00	\$4,782.00	\$1,594.00	\$6,376.00
30384	Cerritos	St. John's Lutheran Church	\$0.00	\$0.00	\$2,500.00	\$0.00	\$2,500.00
5109	Long Beach	St. Luke's Lutheran Church	\$0.00	\$0.00	\$0.00	\$0.00	\$0.00
13847	Lakewood	St. Timothy Lutheran Church	\$0.00	\$0.00	\$7,500.00	\$2,500.00	\$10,000.00
5111	Long Beach	Trinity Lutheran Church	\$0.00	\$0.00	\$1,430.00	\$130.00	\$1,560.00
		<b>Gr. Long Beach Totals:</b>	<b>\$0.00</b>	<b>\$0.00</b>	<b>\$63,503.03</b>	<b>\$51,465.26</b>	<b>\$114,968.29</b>
		<b>Conference: L.A. Metro</b>					
5015	Los Angeles	Angelica Lutheran Church	\$0.00	\$0.00	\$0.00	\$0.00	\$0.00
13865	Los Angeles	Ascension Lutheran Church	\$0.00	\$0.00	\$3,000.00	\$0.00	\$3,000.00
5016	Los Angeles	Bethel Lutheran Church	\$0.00	\$0.00	\$4,200.00	\$0.00	\$4,200.00
13835	Inglewood	Chapel Of Peace Lutheran Church	\$0.00	\$0.00	\$2,250.00	\$1,150.00	\$3,400.00
13866	Los Angeles	Community Lutheran Church	\$0.00	\$0.00	\$3,100.00	\$900.00	\$4,000.00
5019	Santa Monica	Finnish Lutheran Church	\$0.00	\$0.00	\$700.00	\$0.00	\$700.00
13836	Inglewood	First Lutheran Church	\$0.00	\$0.00	\$1,070.33	\$1,520.33	\$2,590.66
5009	Culver City	Grace Lutheran Church	\$0.00	\$0.00	\$21,633.65	\$1,500.00	\$23,133.65
5013	Hollywood	Hollywood Lutheran Church	\$0.00	\$0.00	\$2,797.55	\$31,159.00	\$33,956.55
5014	Inglewood	Holy Trinity Lutheran Church	\$0.00	\$0.00	\$1,600.00	\$750.00	\$2,350.00
13830	Hollywood	Hope Lutheran Church	\$0.00	\$0.00	\$0.00	\$0.00	\$0.00
30361	Hollywood	Light Of Christ Lutheran Church	\$0.00	\$0.00	\$0.00	\$0.00	\$0.00
14038	Los Angeles	Lutheran Church Master	\$0.00	\$0.00	\$9,697.50	\$2,465.00	\$12,162.50
13868	Los Angeles	Messiah Lutheran Church	\$0.00	\$0.00	\$0.00	\$0.00	\$0.00
13995	Santa Monica	Mount Olive Lutheran Church	\$0.00	\$0.00	\$15,400.00	\$2,975.52	\$18,375.52
13871	Los Angeles	St. Andrew's Lutheran Church	\$0.00	\$0.00	\$7,500.00	\$0.00	\$7,500.00
5024	Los Angeles	St. Mark's Lutheran Church	\$0.00	\$0.00	\$2,600.00	\$900.00	\$3,500.00
5028	Santa Monica	St. Paul's Lutheran Church	\$0.00	\$0.00	\$27,452.00	\$637.00	\$28,089.00
5026	Los Angeles	Village Lutheran Church	\$0.00	\$0.00	\$0.00	\$0.00	\$0.00
13873	Los Angeles	Westchester Lutheran Church	\$0.00	\$0.00	\$0.00	\$0.00	\$0.00
		<b>L.A. Metro Totals:</b>	<b>\$0.00</b>	<b>\$0.00</b>	<b>\$103,001.03</b>	<b>\$43,956.85</b>	<b>\$146,957.88</b>
		<b>Conference: SanGabriel Val.</b>					
5220	Temple City	Bethlehem Lutheran Church	\$0.00	\$0.00	\$0.00	\$7,154.80	\$7,154.80
13887	Monterey Park	Christ Lutheran Church	\$0.00	\$0.00	\$2,400.00	\$4,756.00	\$7,156.00
14035	West Covina	Christ Lutheran Church	\$0.00	\$0.00	\$6,923.07	\$3,961.54	\$10,884.61
7212	Monterey Park	Faith Lutheran Church	\$0.00	\$0.00	\$0.00	\$0.00	\$0.00
13973	San Dimas	Faith Lutheran Church	\$0.00	\$0.00	\$5,975.63	\$1,882.20	\$7,857.83
13789	Covina	Grace Lutheran Church	\$0.00	\$0.00	\$6,050.00	\$2,100.00	\$8,150.00
13819	Glendora	Grace of Calvary Lutheran Church	\$0.00	\$0.00	\$0.00	\$0.00	\$0.00
13757	Arcadia	Lutheran Church Of The Cross	\$0.00	\$0.00	\$0.00	\$0.00	\$0.00

# Contribution Report for Southwest California Synod

Date Range: 01/01/2020 to 12/31/2020

Status to use: Everyone

ID Number	City	Name	----- AAA Mission Support 00 -----		Amount Given	Other Funds	Total Given
			Period Intent	Total Intent			
13790	Covina	Prince of Peace Luth Church	\$0.00	\$0.00	\$15,057.13	\$595.87	\$15,653.00
7612	La Verne	Rock Of The Foothills Lutheran Church	\$0.00	\$0.00	\$8,509.93	\$587.40	\$9,097.33
13898	Hacienda Heights	St. Mark's Lutheran Church	\$0.00	\$0.00	\$15,512.79	\$5,359.83	\$20,872.62
5207	Monterey Park	St. Paul's Lutheran Church	\$0.00	\$0.00	\$2,750.00	\$0.00	\$2,750.00
		<b>SanGabriel Val. Totals:</b>	<b>\$0.00</b>	<b>\$0.00</b>	<b>\$63,178.55</b>	<b>\$26,397.64</b>	<b>\$89,576.19</b>
		<b>Conference: South Bay</b>					
88888	Gardena	Another Level	\$0.00	\$0.00	\$0.00	\$0.00	\$0.00
13783	Compton	Christ Lutheran Church	\$0.00	\$0.00	\$0.00	\$0.00	\$0.00
14016	Torrance	Christ the King Luth Church	\$0.00	\$0.00	\$0.00	\$30,504.68	\$30,504.68
14017	Torrance	First Lutheran Church	\$0.00	\$0.00	\$28,141.63	\$36,776.33	\$64,917.96
16123	Carson	First Lutheran Church	\$0.00	\$0.00	\$13,100.00	\$0.00	\$13,100.00
30835	Torrance	Glory Lutheran Church	\$0.00	\$0.00	\$0.00	\$5,766.67	\$5,766.67
5117	San Pedro	Good Shepherd Lutheran Church	\$0.00	\$0.00	\$2,000.00	\$0.00	\$2,000.00
13940	Redondo Beach	Lutheran Church Resurrection	\$0.00	\$0.00	\$13,656.62	\$9,759.98	\$23,416.60
7565	Torrance	Lutheran Oriental Church	\$0.00	\$0.00	\$5,500.00	\$410.00	\$5,910.00
13837	Hawthorne	Olivet Lutheran Church	\$0.00	\$0.00	\$3,400.00	\$6,290.00	\$9,690.00
30598	Compton	Pueblo De Dios	\$0.00	\$0.00	\$0.00	\$0.00	\$0.00
5010	Gardena	St. John Lutheran Church	\$0.00	\$0.00	\$2,000.00	\$18,000.00	\$20,000.00
5029	Rancho Palos Verdes	St. Paul Lutheran Church	\$0.00	\$0.00	\$6,375.00	\$9,660.00	\$16,035.00
5027	Manhattan Beach	Trinity Lutheran Church	\$0.00	\$0.00	\$26,124.63	\$0.00	\$26,124.63
13825	Hawthorne	Trinity Lutheran Church	\$0.00	\$0.00	\$5,000.00	\$1,691.00	\$6,691.00
		<b>South Bay Totals:</b>	<b>\$0.00</b>	<b>\$0.00</b>	<b>\$105,297.88</b>	<b>\$118,858.66</b>	<b>\$224,156.54</b>
		<b>Conference: Tehachapi</b>					
30021	Bakersfield	Emmanuel Lutheran Church	\$0.00	\$0.00	\$8,258.00	\$0.00	\$8,258.00
5066	Lancaster	Lutheran Church Master	\$0.00	\$0.00	\$9,264.80	\$2,546.00	\$11,810.80
13849	Lancaster	Our Savior Lutheran Church	\$0.00	\$0.00	\$0.00	\$0.00	\$0.00
13762	Bakersfield	Redeemer Lutheran Church	\$0.00	\$0.00	\$1,830.00	\$1,800.00	\$3,630.00
5074	Palmdale	St. Stephen/valley Lutheran Church	\$0.00	\$0.00	\$8,500.00	\$2,000.00	\$10,500.00
		<b>Tehachapi Totals:</b>	<b>\$0.00</b>	<b>\$0.00</b>	<b>\$27,852.80</b>	<b>\$6,346.00</b>	<b>\$34,198.80</b>
		<b>Conference: Twin Valleys</b>					
5082	Sun Valley	All Saints Lutheran Church	\$0.00	\$0.00	\$8,340.00	\$615.00	\$8,955.00
13767	Burbank	American Lutheran Church	\$0.00	\$0.00	\$0.00	\$0.00	\$0.00
13801	Encino	Bethel Lutheran Church	\$0.00	\$0.00	\$4,600.00	\$0.00	\$4,600.00
13822	Granada Hills	Bethlehem Lutheran Church	\$0.00	\$0.00	\$9,500.04	\$0.00	\$9,500.04
30882	Santa Clarita	Bloom Lutheran Church	\$0.00	\$0.00	\$0.00	\$0.00	\$0.00
14028	Van Nuys	Central Lutheran Church	\$0.00	\$0.00	\$3,000.00	\$13,154.00	\$16,154.00
14009	Sylmar	Church Of The Foothills	\$0.00	\$0.00	\$1,200.00	\$100.00	\$1,300.00
13894	North Hollywood	Emmanuel Lutheran Church	\$0.00	\$0.00	\$4,878.00	\$820.00	\$5,698.00
5064	Canoga Park	Faith Lutheran Church	\$0.00	\$0.00	\$679.08	\$0.00	\$679.08
30612	North Hollywood	Iglesia Luterana San Pablo	\$0.00	\$0.00	\$0.00	\$0.00	\$0.00
13896	Northridge	LIFEhouse Lutheran Church	\$0.00	\$0.00	\$356.04	\$0.00	\$356.04
5070	Northridge	Prince of Peace Luth Church	\$0.00	\$0.00	\$1,909.90	\$232.50	\$2,142.40
13771	West Hills	Shepherd Valley Luth Church	\$0.00	\$0.00	\$23,870.56	\$600.00	\$24,470.56
5086	Van Nuys	St. Andrew's Lutheran Church	\$0.00	\$0.00	\$1,543.08	\$2,277.00	\$3,820.08
5087	Woodland Hills	St. Luke Lutheran Church	\$0.00	\$0.00	\$26,411.37	\$3,520.04	\$29,931.41
5069	North Hollywood	St. Matthew Lutheran Church	\$0.00	\$0.00	\$1,200.00	\$0.00	\$1,200.00
13823	Granada Hills	St. Stephen's Lutheran Church	\$0.00	\$0.00	\$0.00	\$0.00	\$0.00

# Contribution Report for Southwest California Synod

Date Range: 01/01/2020 to 12/31/2020

Status to use: Everyone

ID Number	City	Name	----- AAA Mission Support 00 -----		Amount Given	Other Funds	Total Given
			Period Intent	Total Intent			
30122	Canyon Country	The Church Of Hope Elca	\$0.00	\$0.00	\$3,450.00	\$1,175.00	\$4,625.00
		<b>Twin Valleys Totals:</b>	<b>\$0.00</b>	<b>\$0.00</b>	<b>\$90,938.07</b>	<b>\$22,493.54</b>	<b>\$113,431.61</b>
		<b>Grand Totals:</b>	<b>\$0.00</b>	<b>\$0.00</b>	<b>\$818,546.74</b>	<b>\$466,757.67</b>	<b>\$1,285,304.41</b>

# Southwest California Synod

## SPENDING PLAN

FISCAL YEAR 2021-2022

	Budget
<b>Income</b>	
<b>5000 · Revenue</b>	
5001 · Mission Support	800,000.00
5003.1 · Other Revenue	35,000.00
<b>5004 · Investment Disbursement</b>	
5004.1 · Endowment Distribution	135,000.00
5004.4 · Distribution from FLLAF Fund	72,000.00
<b>Total 5004 · Investment Disbursement</b>	242,000.00
<b>Total 5000 · Revenue</b>	1,077,000.00
<b>Total Income</b>	1,077,000.00
 <b>Expense</b>	
<b>6000 · Mission Support</b>	
6001 · Churchwide	360,000.00
6002 · PLTS/CLU	40,000.00
<b>Total 6000 · Mission Support</b>	400,000.00
<b>6200 · Payroll Expenses</b>	
<b>6201 · Bishop</b>	
6201.01 · Bishop Compensation	114,800.00
<b>Total 6201 · Bishop</b>	114,800.00
<b>6202 · Senior Staff</b>	
6202.01 · Senior Staff Compensation	74,000.00
<b>Total 6202 · Senior Staff</b>	74,000.00
<b>6203 · Support Staff</b>	
6203.01 · Support Staff Compensation	289,000.00
<b>Total 6203 · Support Staff</b>	289,000.00
6212.1 · Pension/Benefits	209,000.00
<b>Total 6200 · Payroll Expenses</b>	686,800.00
<b>6220 · Staff Expense</b>	
6220 · Staff Expense - Other	25,000.00
<b>Total 6220 · Staff Expense</b>	25,000.00
<b>6230 · Administration</b>	66,060.00
<b>Total 6230 · Administration</b>	66,060.00
<b>6310 · Synodical Ministries</b>	9,000.00
<b>Total 6310 · Synodical Ministries</b>	9,000.00
<b>6330 · Mission Team for Justice</b>	
6330 · Mission Team for Justice - Other	3,000.00
<b>Total 6330 · Mission Team for Justice</b>	3,000.00
<b>6350 · Mission Team / Rostered Leadersh</b>	

# Southwest California Synod

## SPENDING PLAN

FISCAL YEAR 2021-2022

	<u>Budget</u>
6350 · Mission Team / RosteredLeadersh - Other	3,000.00
<b>Total 6350 · Mission Team / RosteredLeadersh</b>	<b>3,000.00</b>
6360 · Mission Team for Lay Ministries	
6360 · Mission Team for Lay Ministries - Other	3,000.00
<b>Total 6360 · Mission Team for Lay Ministries</b>	<b>3,000.00</b>
6370 · Mission Team for EvangOutreach	
6378 · Program Grant	3,000.00
<b>Total 6370 · Mission Team for EvangOutreach</b>	<b>3,000.00</b>
6380 · Mission Team/Global Partnership	
6380 · Mission Team/Global Partnership - Other	3,000.00
<b>Total 6380 · Mission Team/Global Partnership</b>	<b>3,000.00</b>
6400 · Council	
6400 · Council - Other	5,000.00
<b>Total 6400 · Council</b>	<b>5,000.00</b>
6450 · Assembly	
6450 · Assembly - Other	15,000.00
<b>Total 6450 · Assembly</b>	<b>15,000.00</b>
<b>Total Expenses</b>	<b>1,221,860.00</b>
<b>Net Income/Loss</b>	<b>\$144,860.00</b>



# Southwest California Synod

FISCAL YEAR 2022-2023

UPDATE 3 JUNE 2021 13:48

	Budget
<b>Income</b>	
<b>5000 · Revenue</b>	
<b>5001 · Mission Support</b>	\$800,000.00
<b>5002 · Interest</b>	\$12,000.00
<b>5003.1 · Other Revenue</b>	\$10,000.00
<b>5004 · Investment Disbursement</b>	
<b>5004.4 · Distribution from FLLAF Fund</b>	\$72,000.00
<b>5004.5 · Bookkeeping Services</b>	\$5,000.00
<b>Total 5004 · Investment Disbursement</b>	\$77,000.00
<b>Total 5000 · Revenue</b>	\$899,000.00
<b>Total Income</b>	\$899,000.00
 <b>Expense</b>	
<b>6000 · Mission Support</b>	
<b>6001 · Churchwide</b>	\$360,000.00
<b>6002 · PLTS/CLU</b>	\$40,000.00
<b>Total 6000 · Mission Support</b>	\$400,000.00
<b>6200 · Payroll Expenses</b>	
<b>6201 · Bishop</b>	
<b>6201.01 · Bishop Compensation</b>	\$145,500.00
<b>6201.02 · Bishop Retirement</b>	\$17,460.00
<b>6201.03 · Bishop Health</b>	\$7,275.00
<b>Total 6201 · Bishop</b>	\$170,235.00 <sup>1</sup>
<b>6202 · Senior Staff</b>	
<b>6202.01 · Senior Staff Compensation</b>	\$145,500.00
<b>6202.02 · Senior Staff Retirement</b>	\$17,460.00
<b>6202.03 · Senior Staff Health</b>	\$7,275.00
<b>Total 6202 · Senior Staff</b>	\$170,235.00 <sup>1,2</sup>
<b>6203 · Support Staff</b>	
<b>6203.01 · Support Staff Compensation</b>	\$223,679.00
<b>6203.02 · Support Staff Retirement</b>	\$26,841.48
<b>6203.03 · Support Staff Health</b>	\$40,862.52
<b>Total 6203 · Support Staff</b>	\$291,383.00
<b>6204 · Property</b>	
<b>6204.01 · Property Compensation</b>	\$0.00
<b>6204.02 · Property Retirement</b>	\$0.00
<b>6204.03 · Property Health</b>	\$0.00
<b>Total 6204 · Property</b>	\$0.00 <sup>3</sup>
<b>6205 · Demographic Specific Ministries</b>	
<b>6205.10 · Latino Ministry</b>	\$0.00
<b>6205.11 · Latino Ministry Retirement</b>	\$0.00
<b>6205.12 · Latino Ministry Health</b>	\$0.00
<b>6205.20 · African Descent Ministry</b>	\$0.00

# Southwest California Synod

FISCAL YEAR 2022-2023

UPDATE 3 JUNE 2021 13:48

	<u>Budget</u>
6205.30 · Youth	\$0.00
6205.40 · Authentic Diversity	\$0.00
6205.41 · Authentic Diversity Retirement	\$0.00
6205.42 · Autherntic Diversity Health	\$0.00
<b>Total 6205 · Demographic Specific Ministries</b>	<b>\$0.00<sup>3</sup></b>
<b>6206 · Fiscal Agent Staff</b>	
6206.10 · Fiscal Agent Compensation	\$0.00
6206.20 · Fiscal Agent Retirement	\$0.00
6206.30 · Fiscal Agent Health	\$0.00
<b>Total 6206 · Fiscal Agent Staff</b>	<b>\$0.00<sup>4</sup></b>
6211.1 · Payroll Taxes	\$33,000.00
6213 · Continuing Ed	\$3,500.00
<b>Total 6200 · Payroll Expenses</b>	<b>\$668,353.00</b>
<b>6220 · Staff Expense</b>	
6229 · All Staff Expense	\$35,000.00
<b>Total 6220 · Staff Expense</b>	<b>\$35,000.00</b>
<b>6230 · Administration</b>	
6231 · Office Supplies	\$3,000.00
<b>6232 · Insurance</b>	
6232.1 · Workers Compensation	\$6,500.00
6232.2 · Auto	\$1,350.00
6232 · Insurance - Other	\$2,500.00
<b>Total 6232 · Insurance</b>	<b>\$10,350.00</b>
<b>6233 · Auditing &amp; Legal</b>	
6233.1 · Audit	\$27,000.00
6233.2 · Legal	\$6,000.00
6233 · Auditing & Legal - Other	\$10,000.00
<b>Total 6233 · Auditing &amp; Legal</b>	<b>\$43,000.00</b>
6234 · Hospitality	\$4,000.00
6235 · Postage & Delivery	\$5,000.00
6236 · Copier Lease	\$10,500.00
6237 · Maintenance & Repair	\$2,500.00
6239 · Telephone	\$5,500.00
6240 · Printing	\$2,500.00
6242 · Archives	\$1,500.00
6244 · Information Technology	\$12,000.00
6247 · Bank & Finance Charges	\$1,600.00
6249 · Office Equipment	\$1,000.00

# Southwest California Synod

FISCAL YEAR 2022-2023

UPDATE 3 JUNE 2021 13:48

	<u>Budget</u>
<b>Total 6230 · Administration</b>	\$102,450.00
<b>6310 · Synodical Ministries</b>	
6311 · Meeting	\$500.00
6312 · Worship	\$1,000.00
6313 · MLK Service	\$4,000.00
6314 · Region 2	\$5,000.00
6315 · Reflection Day	\$0.00
6319 · Communications	\$200.00
6322 · Ecumenical	\$500.00
6323 · Bishop's Colloquy	\$2,500.00
<b>Total 6310 · Synodical Ministries</b>	<u>\$13,700.00</u>
<b>6330 · Mission Team for Justice</b>	
6330 · Mission Team for Justice - Other	\$1,500.00
<b>Total 6330 · Mission Team for Justice</b>	<u>\$1,500.00</u>
<b>6350 · Mission Team / Rostered Leadersh</b>	
6350 · Mission Team / Rostered Leadersh - Other	\$1,500.00
<b>Total 6350 · Mission Team / Rostered Leadersh</b>	<u>\$1,500.00</u>
<b>6360 · Mission Team for Lay Ministries</b>	
6360 · Mission Team for Lay Ministries - Other	\$1,500.00
<b>Total 6360 · Mission Team for Lay Ministries</b>	<u>\$1,500.00</u>
<b>6370 · Mission Team for EvangOutreach</b>	
6370 · Mission Team for Lay Ministries - Other	\$11,500.00
<b>Total 6370 · Mission Team for EvangOutreach</b>	<u>\$11,500.00</u>
<b>6380 · Mission Team/Global Partnership</b>	
6380 · Mission Team/Global Partnership - Other	\$1,500.00
<b>Total 6380 · Mission Team/Global Partnership</b>	<u>\$1,500.00</u>
<b>6400 · Council</b>	
6400 · Council - Other	\$1,000.00
<b>Total 6400 · Council</b>	<u>\$1,000.00</u>
<b>Total Expenses</b>	<u>\$1,238,003.00</u>
<b>Net Income/Loss</b>	<b>\$339,003.00</b>

## NOTES

- No. 1** Bishop's Compensation based on 75 pts per Synod Salary Guidelines  
ATTB's Compensation & benefits based on 50 pts per Synod Salary Guidelines
- No. 2** Work with ELCA-CWO to combine DEM roles & responsibilities with ATTB: Meeting in August 2021
- No. 3** These positions are generally funded by CW or other sources. As such, they should be revenue neutral for budgeting.
- No. 4** These positons are funded from a variety of sources.  
While they represent an expense for the Synod, they should be revenue neutral for budgeting.
- No. !** Ministry team budgets are given an agregate of funds. Its up to each ministry team to budget their funds according program and need.